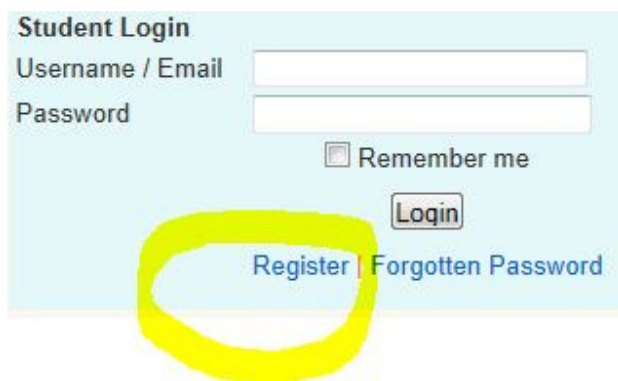


Pharos Student Account & Forum – Quick Guide to getting Registered

You must first register for a Student Account before you can visit our Forums.

If you are already a student or have recently purchased a course, then you will already have a Pharos Student Account.

If you are new to Pharos, you can register for a Student Account by choosing the little Register box on the Students Area page – shown here ringed in yellow:



The image shows a 'Student Login' form with the following elements:

- Username / Email input field
- Password input field
- Remember me checkbox
- Log in button
- Register | Forgotten Password link (highlighted with a yellow ring)

Follow the instructions on the screen to get your Account activated.

Once your Account is active, log in using your username and password, and choose Forums from the Yellow Bar on the left hand side:



Now you will see this:



Students Area

- My Account
- Personal Info
- Courses Purchased
- Assessment Reports
- Forums
- Chat Rooms
- Files & Messages
- Buy Courses
- Help / FAQ
- Contact Us
- Logout

Helen - Pharos Forums

In order for you to participate fully in your course, you will need to choose a name which will identify you on the Forums.

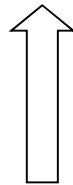
We suggest you do this as soon as possible, even if your course does not start for some time, so that you can visit and become familiar with the Forums.

The name that you choose will be visible to other students and your tutor.

Please enter the name you would like to use in the box below below:

Forum Name:

[Register my Name](#)




Choose a name that will identify you in the Forum. If the name is already taken, you will be told and will need to choose another one.

After this step, an activation email is sent to your email address. You need to check your emails and click on this link to activate and finalise your registration on for the Forums.

If this email does not reach you, then let us know and we can activate it for you.

You will see the next screen on your visit back to the Forum. Your name will appear in the right hand side at the top, shown here next to the yellow arrow. This is your username on the forum and shows you are logged in. If you click on the link at the top left hand side, shown here by the red arrow, you will be taken to the main forum page and can begin your visit to the Open Forum.



A screenshot of the Pharos forum interface. At the top left is the Pharos logo. To the right of the logo is a navigation bar with buttons for "Control Panel", "Search", "New Posts", and "Logout". Below the navigation bar is a header area with "Pharos Tutors > Forums" on the left and user information on the right: "Welcome, Student910", "You last visited Today at 12:19 PM", and "Private Messages: 0 Unread". A red arrow points to the "Forums" link. In the center of the page, there is a yellow-bordered box containing the text "Your account has been confirmed." and a "[Back to Forum]" link.

When you go back into the Student Area and Choose Forums you will see the options below, Click on the First Link to visit the Forums and to access the Open Forum which is available for everybody.

If you are on a course, then a few days before the course begins a link direct to the course forum will also appear on this page.

Student - Pharos Forums

Some Pharos Forums are open to everybody, and others are for specific courses. Course forums can only be accessed if you are registered for the course. A few days before your course starts a link will be activated for your course forum and will appear here. You will also be sent an email at that time to inform you.

[Click here to access the Pharos Forum Area.](#)

[Click here if you need to update your forum login details.](#)

Please note - only use this link if you have already changed your login at the forum and want to input the details here to enable automatic login. This will not change the username and password needed to login to the Forum, it will only change the stored details used by this page to log you in.

Now you are ready to start reading the forum and making your own contribution!

We have highlighted some important parts of the forum in the screen shot below:

The screenshot shows the Pharos Tutors forum interface. At the top left is the logo for Teaching & Tutoring Limited. A navigation bar contains 'Control Panel' (labeled A), 'Search', 'New Posts', and 'Logout'. Below this is a breadcrumb trail 'Pharos Tutors > Forums' (labeled E) and a 'Rectangular Snip' button. A welcome message (labeled B) for 'Student910' is displayed, including the last visit time and 'Private Messages: 0 Unread'. The main forum area is a table with columns for Forum, Posts, Topics, and Last Post. The 'For Everybody' section (labeled C) includes 'Open Forum', 'Techie Help', 'Announcements', 'Help & Guides for Students', and 'Link to Student Area'. The 'Current & Upcoming Courses' section (labeled D) is partially visible at the bottom.

Forum	Posts	Topics	Last Post
Read Me First New to Pharos Forums - Read Me Moderators: HelenOsborn , Sherry	3	3	If you are on a Paid for Cour... 08/05/08 at 10:45 AM by HelenOsborn
For Everybody			
Open Forum Welcome to our Open Forum - post all your general questions about Pharos courses and your family history here. Moderators: WayneShepheard , HelenOsborn , Sherry	1,079	218	Useful Books 10/06/12 at 03:54 PM by WayneShepheard
Techie Help Use this forum for your technical questions about the forum Moderators: WayneShepheard	69	9	Format problems on forum post... 13/04/12 at 09:47 AM by HelenOsborn
Announcements Moderators: HelenOsborn , Sherry	1	1	New Courses in 2012 29/12/11 at 04:09 PM by HelenOsborn
Help & Guides for Students This forum contains help files for all Pharos students Moderators: HelenOsborn , Sherry	5	3	Quick Guide to Getting the Mo... 20/07/11 at 10:53 AM by HelenOsborn
Link to Student Area Use the link here to go to your Student Area Moderators: HelenOsborn	1	1	Link to Student Area 19/12/11 at 04:30 PM by HelenOsborn
Current & Upcoming Courses			

A = Control Panel – click on this tab to bring up Your Profile.

B= Welcome message – this tells you that you are logged in, when you last visited and if you have any private messages.

C = “For Everybody” – this part of the Forum is open to all, whether or not you are a current student. Try the Open Forum by clicking on the words “Open Forum”.

D = Current Courses – this section contains forums for the individual courses, they are private to the class.

E = This link takes you to the main part of the Pharos website. Anytime you see something underlined, it means it is a link you can click on to navigate your way around the site. Why not try some links and see what happens!